



# Astral Reports

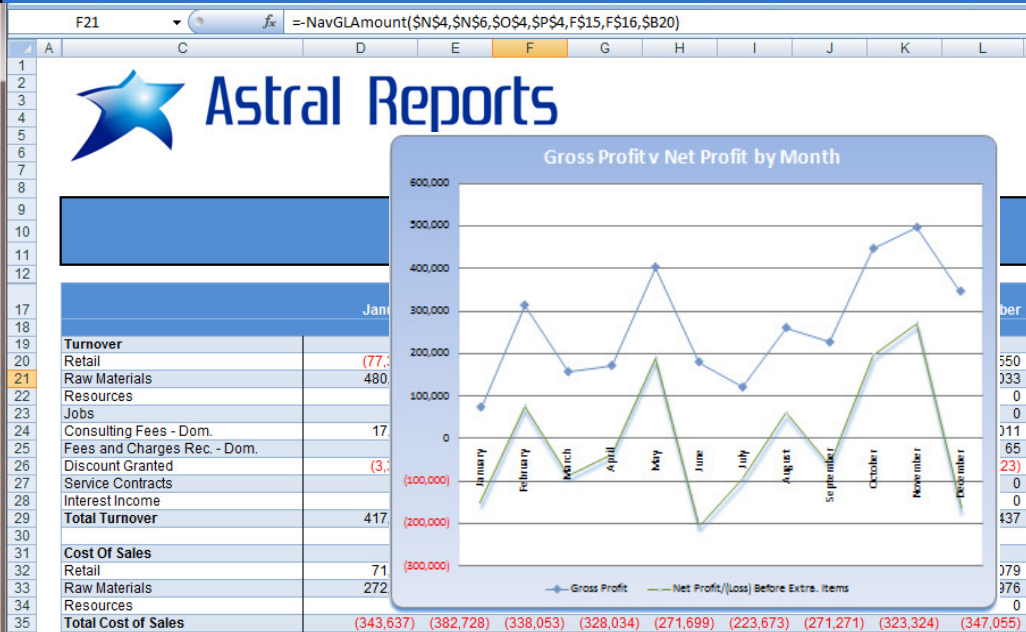
Astral Reports for Dynamics NAV is the most intuitive reporting tool available for Microsoft Dynamics NAV.

## Powerful Effortless Reporting

Astral Reports for Dynamics NAV, is a simple to use yet powerful reporting tool for Microsoft Dynamics NAV. It utilises the power of Microsoft Excel to help build powerful dynamic reports based on live Dynamics NAV data.

## Key features

- ✓ Available for Microsoft Office 2000 onwards.
- ✓ Available for all versions of Dynamics NAV from Version 2 to NAV 2009
- ✓ SQL Server
- ✓ Dynamics NAV Native Database
- ✓ Drilldown functionality
- ✓ Predefined functions
- ✓ Multiple Companies
- ✓ Consolidation
- ✓ Report from any table and any field



**Financial Management**

**Sales & Marketing**

**Purchase**

**Warehouse**

**Manufacturing**

**Jobs**

**Resource Planning**

**Service**

**Human Resources**

Report from all modules

Reports can be created from any module within Dynamics NAV.

Financials, Sales and Receivable, Purchase and Payables, Inventory, Human Resources, Jobs and CRM



# Astral Reports

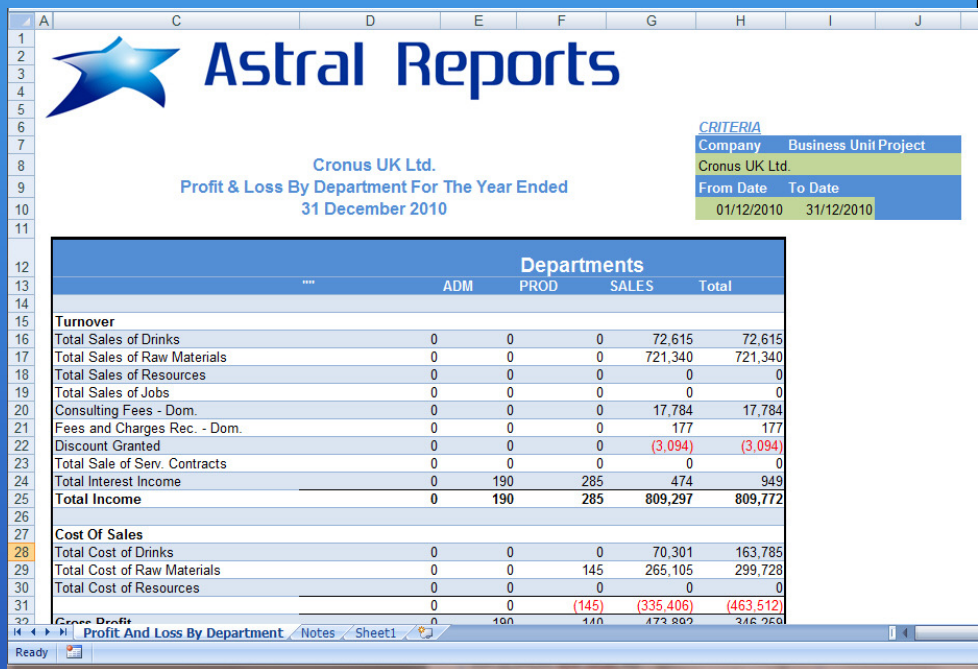
## Enabling the Decision Makers

Astral Reports For Dynamics NAV has been specifically designed with managers in mind.

Whether you are a Financial or Management Accountant, Departmental Manager or even the Managing Director, Astral Reports will allow you to build „summary reports,, which are instantly updated at the click of a button.

Astral Reports For Dynamics NAV harnesses the Dimensional Analysis already in Dynamics

## Utilise the strengths of Dynamics NAV with the flexibility of Excel



**CRITERIA**


Company	Business Unit	Project
Cronus UK Ltd.		
From Date	To Date	
01/12/2010	31/12/2010	

**Profit & Loss By Department For The Year Ended 31 December 2010**

	ADM	PROD	SALES	Total
<b>Turnover</b>				
Total Sales of Drinks	0	0	0	72,615
Total Sales of Raw Materials	0	0	0	721,340
Total Sales of Resources	0	0	0	0
Total Sales of Jobs	0	0	0	0
Consulting Fees - Dom.	0	0	0	17,784
Fees and Charges Rec. - Dom.	0	0	0	177
Discount Granted	0	0	0	(3,094)
Total Sale of Serv. Contracts	0	0	0	0
Total Interest Income	0	190	285	474
<b>Total Income</b>	<b>0</b>	<b>190</b>	<b>285</b>	<b>809,297</b>
<b>Cost Of Sales</b>				
Total Cost of Drinks	0	0	0	70,301
Total Cost of Raw Materials	0	0	145	265,105
Total Cost of Resources	0	0	0	0
	0	0	(145)	(335,406)
<b>Gross Profit</b>	<b>0</b>	<b>190</b>	<b>140</b>	<b>473,892</b>

Astral Reports utilises "Flowfield" technology within Dynamics NAV, to retrieve data efficiently from the system, reducing the load on the Dynamics NAV server.

Furthermore, since the functions utilise C/Front and not ODBC, there is no need to download rows and rows of data into a separate worksheet before designing your report.



**CRITERIA**

Company	Department	Project
Cronus UK Ltd.		
Business Unit	From Date	To Date
	01/01/2010	31/12/2010

**Profit & Loss By Month For The Year Ended**

	January	February	March	April
<b>Turnover</b>				
Retail	(77,388)	88,632	16,181	88,632
Raw Materials	480,750	588,983	390,258	394,000
Resources	0	0	0	0
Jobs	0	0	0	0
Consulting Fees - Dom.	17,381	21,726	21,726	19,400
Fees and Charges Rec. - Dom.	35	133	0	0
Discount Granted	(3,328)	(3,245)	(3,419)	(2,300)
Service Contracts	0	0	0	0
Interest Income	0	0	0	0
<b>Total Turnover</b>	<b>417,450</b>	<b>636,235</b>	<b>434,857</b>	<b>439,000</b>
<b>Cost Of Sales</b>				
Retail	71,191	81,363	71,503	70,000
Raw Materials	272,447	301,358	266,550	257,000
Resources	0	0	0	0
<b>Total Cost of Sales</b>	<b>(343,637)</b>	<b>(382,721)</b>	<b>(338,053)</b>	<b>(327,000)</b>
<b>Gross Profit</b>	<b>73,813</b>	<b>253,514</b>	<b>96,804</b>	<b>112,000</b>
<b>Operating Expenses</b>				
Building Maintenance Expenses	29,042	27,203	27,429	25,000
Administrative Expenses	6,840	6,897	7,651	5,000
Computer Expenses	316	5,859	373	0
Selling Expenses	13,687	13,801	14,921	11,000
Vehicle Expenses	641	20,647	717	0
Other Operating Exp., Total	20,158	3,116	788	0
Personnel Expenses	145,542	148,334	156,440	155,000
Depreciation of Fixed Assets	555	687	750	0
Other Costs of Operations	0	211	545	299
Interest Expenses	6,355	8,292	34,416	5,580
FX (Gains) & Losses	239	(44)	(527)	125
<b>Total Operating Expenses</b>	<b>(224,376)</b>	<b>(235,601)</b>	<b>(243,503)</b>	<b>(206,667)</b>
<b>Net Profit/(Loss) Before Extra</b>	<b>(151,163)</b>	<b>77,906</b>	<b>(86,699)</b>	<b>(35,183)</b>

**Function Arguments**

NavGLAmount

Company: \$N\$4 = "Cronus UK Ltd."

BusinessUnit: \$N\$6 = 0

GblDimension1: \$O\$4 = 0

GblDimension2: \$P\$4 = 0

StartDate: F\$15 = 40238

Formula result = 86,292

Please refer to the 'Net Change' field within the 'G/L Account' table. Drilldown is available on this function.

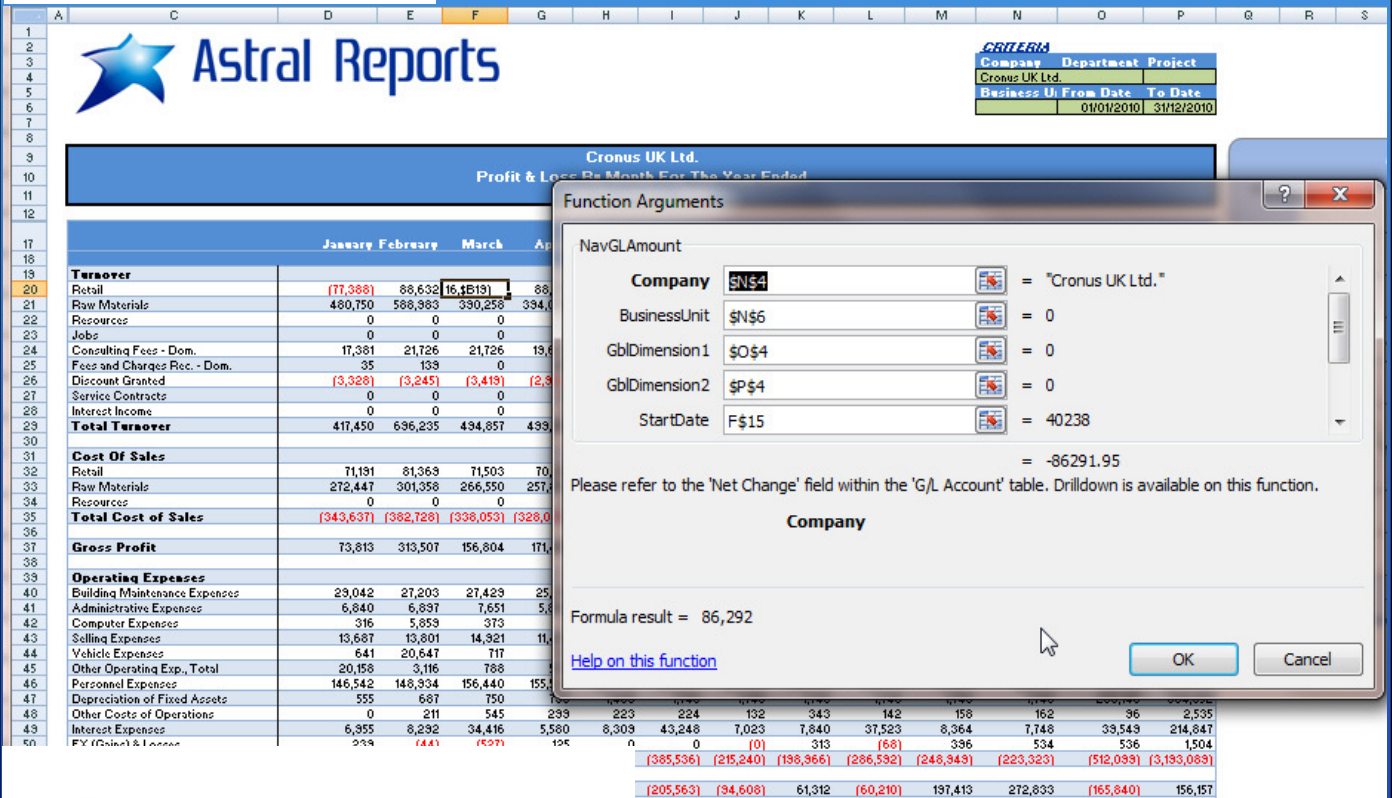
Company

OK Cancel



# Astral Reports

Simplicity itself



**Function Arguments**

NavGLAmount

Company: \$N\$4 = "Cronus UK Ltd."

BusinessUnit: \$N\$6 = 0

GblDimension1: \$O\$4 = 0

GblDimension2: \$P\$4 = 0

StartDate: F\$15 = 40238

= -86291.95

Please refer to the 'Net Change' field within the 'G/L Account' table. Drilldown is available on this function.

Company

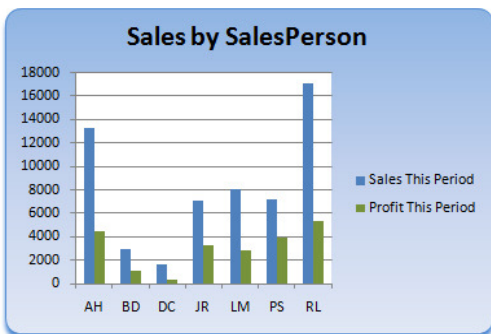
Formula result = 86,292

[Help on this function](#)

OK Cancel



## Astral Reports



Sales By Sales Person for the Period 31 January 2011

Sales Person Code	Sales This Period	Profit This Period
AH	13323.23	4505.83
BD	2998.1	1049.9
DC	1602.9	353.6
JR	7033.7	3271.5
LM	8009.66	2816.86
PS	7142.9	3921
RL	17100.96	5340.26
<b>Grand Total</b>	<b>57211.45</b>	<b>21258.95</b>

If simplicity is crucial, then this product beats them all.

With your knowledge of Excel, you are already trained in using Astral Reports For Dynamics NAV.

Each function is intuitively named, making it easy to find what you are looking for.

With easy to use wizards to guide you through the setup of each function.

For further information and your free

trial of Astral Reports For Dynamics

NAV, please visit our website

[www.astralreports.co.uk](http://www.astralreports.co.uk)